

Product Code:
YPE-BPE
TPE-BPE



Description:

Limited entry points on an autoclave chamber wall can present the problem of feeding both validation thermocouples and providing access to the chamber environment for a pressure transducer.

Extension tubes increase the flexibility of feeding thermocouples and pressure transducers through autoclave entry points.

ASME BPE Tee pieces are available in a range of standard sizes, see page 2

Y pieces and custom Tee pieces can also be manufactured on request.

Welding is carried out using orbital TIG welding.

Extension tubes can be supplied with full documentation, including certificate of conformance, material test certificates and 3.1B certificate.

Applications:
Pharmaceutical autoclave chambers.

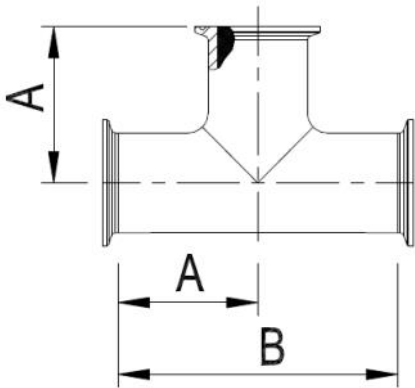
Specification:

MATERIAL	Tubing in 316L grade stainless steel to ASME BPE SF1 finish.
FINISH	Highly polished with an inner surface of 0.5µm and outer surface finish 0.8µM.
TUBE SIZE	¾", 1", 1½", 2", 2½" or 3".
PROCESS CONNECTION	Tri-clover flanges to suit tube size, machined from round bar stock in 316L stainless steel to ASME BPE and prepared for orbital welding. Inner surface finished to Ra 0.5µM.
FINAL FINISH	On request the completed tee / Y piece can be pickled, passivated and electropolished. This removes a layer of base material and improves the aesthetic appearance

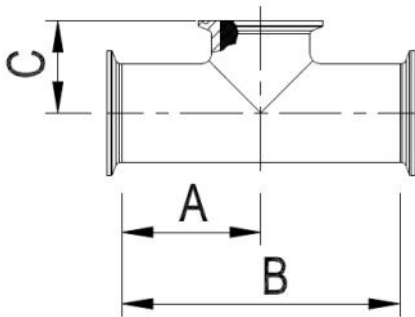
Datasheet : 035a

Equal and Short Outlet Tee Piece Standard Dimensions

Note: Custom sizes available on request



SIZE TUBE O.D.	A (mm)	B (mm)	C (mm)
1/2"	57.2	114.3	25.4
3/4"	60.3	120.6	28.6
1"	66.7	133.4	28.6
1 1/2"	73	146	34.9
2"	85.7	171.5	41.3
2 1/2"	92.1	184.2	47.6
3"	98.4	196.9	54



Datasheet : 035a

Thermal Detection Limited
Unit 6, Primrose Hill Industrial Estate
Orde Wingate Way
Stockton-on-Tees, England,
TS19 0GA



Fax : +44 (0) 1642 618307
Tel : +44 (0) 1642 602878
Email: sales@thermal-detection.com
Web: www.thermal-detection.com
© Thermal Detection Ltd 2016

Validation Accessories:



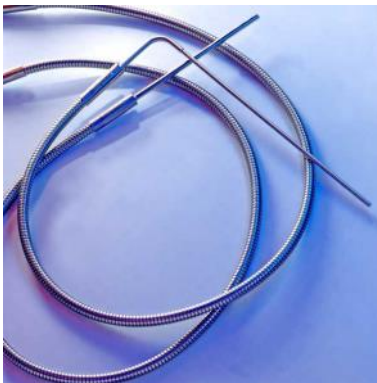
Thermocouple Entry Gland TCEG




Pre-cut Validation Thermocouples



Validation Thermocouple Looms



Steriprobe Autoclave Load Probe




SL160 Angled Autoclave Probe



GL45-1 Bottle Cap Gland for Thermocouple



Clamps, Tri-clover Blanks, Gaskets



Type T thermocouple Wire



Ampoule Holders

Datasheet : 035a