

PT100 Resistance Thermometer Tolerance Chart Relating to EN 60751 1996 and 2008

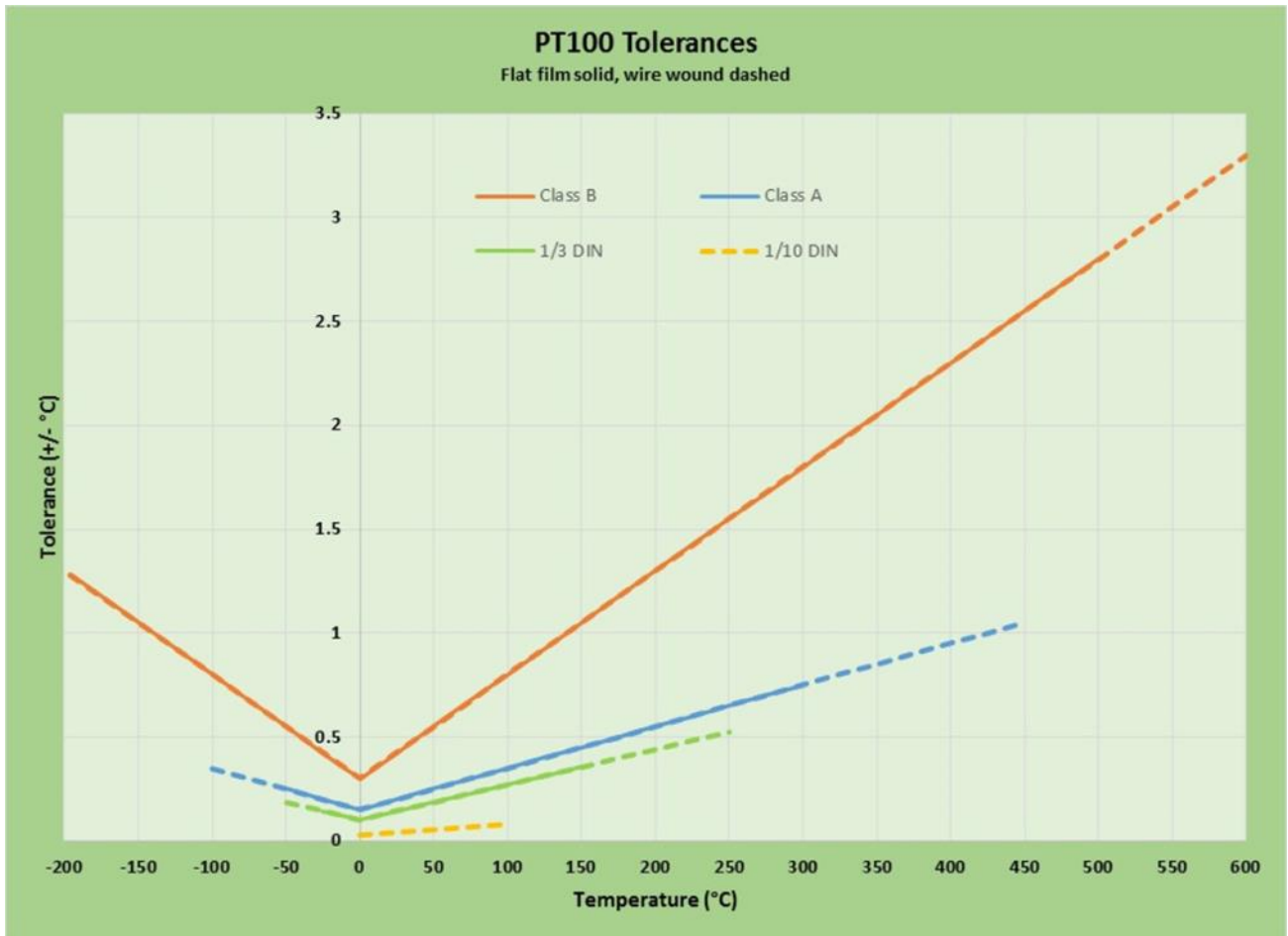
PT100 Temperature Tolerance (+/- °C)				
Temperature °C	EN 60751 1996 Class B	EN 60751 1996 Class A	1/3 DIN	1/10 DIN (not in standard)
	EN 60751 2008 Class B	EN 60751 2008 Class A	EN 60751 2008 Class AA	
-196	1.28			
-100	0.80	0.35		
-80	0.70	0.31		
-50	0.55	0.25	0.19	
-25	0.43	0.20	0.14	
0	0.30	0.15	0.10	0.03
25	0.43	0.20	0.14	0.04
50	0.55	0.25	0.19	0.06
75	0.68	0.30	0.23	0.07
100	0.80	0.35	0.27	0.08
125	0.93	0.40	0.31	
150	1.05	0.45	0.36	
175	1.18	0.50	0.40	
200	1.30	0.55	0.44	
225	1.43	0.60	0.48	
250	1.55	0.65	0.53	
275	1.68	0.70		
300	1.80	0.75		
325	1.93	0.80		
350	2.05	0.85		
375	2.18	0.90		
400	2.30	0.95		
425	2.43	1.00		
450	2.55	1.05		
475	2.68			
500	2.80			
550	3.05			
600	3.30			

Wire Wound Detector

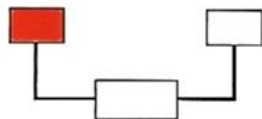
Thin Film Detector

In accordance with BS EN 60751 : 1996 and 2008
Resistance at 0.0°C = 100 ohms
Alpha value = 0.00385 Ω/Ω/°C

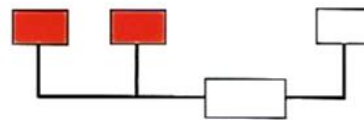
PT100 Resistance Thermometer Tolerance Chart



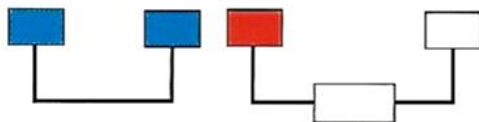
PT100 Resistance Thermometer Colour Codes



2 WIRE



3 WIRE



4 WIRE
COMPENSATED




4 WIRE
CONNECTED



The following temperature probes are available in the full range of PT100 classes:



[Steriprobe Autoclave Load Probe](#)



[SL160 Autoclave Load Probe](#)



[SL150 Autoclave Load Probe](#)



[Autoclave Drain Probe](#)



[Industrial Probes](#)



[Pipe Surface Probe](#)