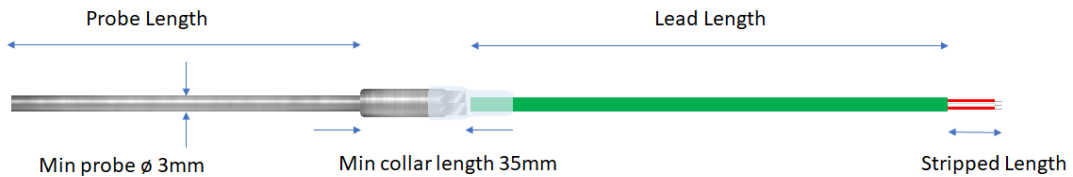


Please download PDF and fill in the boxes. Return form to sales@thermal-detection.com or fax to +44 1642 618307

Name: _____ Email: _____
 Organisation: _____ Tel: _____
 Country _____

Section 1 - unit dimensions (in mm)

If bend in probe required please see SL160 series probe



Section 2 - Sensor Configuration

Sensor Number

- Single
- Duplex
- Triplex

Type T Thermocouple Only

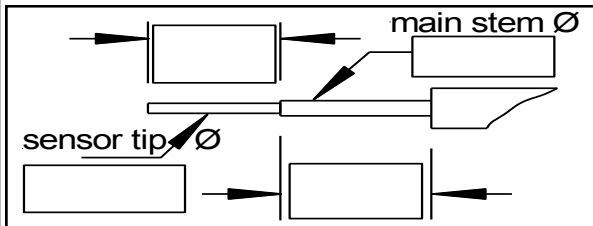
- Hot Junction**
- G Grounded
 - s Insulated

PT100 Only

- | Type | Wires |
|------------|--------|
| Class 'A' | 2 wire |
| Class 'AA' | 3 wire |
| 1/10 DIN | 4 wire |

Section 3 - Optional Features (in mm)

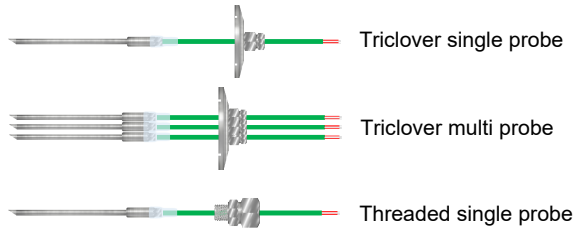
Reduced Probe Tip



Chisel Pointed Tip



Section 4 - Mounting Options



Tri-clover size / thread type and size?

Section 4 - Application Details

Number of probes required _____ Additional information _____
 Make of Autoclave _____
 Industry Type _____